Prince George Quilters' Guild

Newsletter

Prince George Quilters' Guild, 1491 17th Ave. Prince George, BC
V2L 3Z2 (Connaught Youth Centre)

"To bring ideas and learning experiences to our members, to bring the joy of quilting to the public, and to upgrade the standards of quilting."

MESSAGE FROM THE PRESIDENT

Happy November!

As I write this, it is the 11th of November and a time to remember those who fought in the wars and are still fighting in wars. I am grateful to live in a country where we are free to think and speak differently from each other. I am grateful for the many diverse communities, cultures, and people. From all this diversity, we see it influenced in our art of quilting, from the patterns to the colors that people choose to use.

I am trying a challenge on a Facebook group to complete UFO's, and one of the tasks is to gather the UFOs into one spot. (I call this my craft room). In the group we are to share how many we have in our collection, and I am not alone in having more than I should. 😊 With that, we can pick those simple tasks: you know the ones that just need a binding! Finish these and then you have early success. To picking the ones that need to be quilted, or just one border. Why did we put them aside? Needed to get a gift done in a hurry? Just wasn't interested in it anymore. What reasons have you dropped a project? Or are you one of the rare quilters that finishes the project before moving onto the next? I am jealous of that discipline.

For those of us that have a FEW UFOs, my challenge to you is finish one. One and done!

As the snow starts to fly, enjoy your sewing time staying warm.

Theresa

MESSAGE FROM THE EDITOR

As we enter the shorter days of winter, I'm looking forward to working on some Christmas sewing projects. As Theresa mentioned, some of us have lots of UFO's. Well, I sure do. But I LOVE starting new projects! I love picking out the fabrics, choosing patterns, fiddling around with fabrics, then cutting and creating. Sometimes, I finish them. But not always. Sewing soothes my soul, and as we (hopefully) move towards the finish line of this pandemic, I think I'll try to finish more projects than I start!

Apparently, it's officially UFOVEMBER! Who knew?

I hope you enjoyed an extra hour of sleep last weekend, and that you've been able to enjoy the crisp sunny days recently. I wasn't able to personally see the Northern Lights display recently, but enjoyed the photos shared by talented local photographers.

Val Collins

Newsletter Editor

THANK YOU!!

TO

ALL THOSE WHO HELP THEIR FELLOW GUILD MEMBERS TO STAY CONNECTED BY SUBMITTING PHOTOS FOR SHOW AND TELL.

$

REMEMBER!

For <u>every</u> photo you submit, you get ONE entry into the draw for a $10.00 GIFT CERTIFICATE FOR ONE OF OUR LOCAL QUILT SHOPS.

THIS MONTH THE LUCKY WINNER IS Pam Klowak! Congratulations! I'll be mailing out your prize.

<u>THE DEADLINE</u> FOR SUBMITTING PHOTOS FOR THE DECEMBER NEWSLETTER IS

WEDNESDAY DECEMBER 8TH, 2021.

WHAT IS THAT MYSTERY SEWING ITEM? And WHERE IS IT HIDDEN?

THE MYSTERY SEWING ITEM IN THE OCTOBER NEWSLETTER WAS A

NEEDLE THREADER

AND I HID IT ON PAGE 16 BEHIND THE INFORMATION ON BACKING A QUILT.

I RECEIVED 11 ENTRIES AND THE LUCKY WINNER WAS AMY ALI

Thanks for playing along!

FOR THIS MONTH…… SEE IF YOU CAN UNSCRAMBLE THESE LETTERS AND THEN FIND THE MYSTERY NOTION!!

T O O L C A C H E

HINT: IT'S A BIT WEIRD, BUT DEFINITELY A USEFUL ITEM!

THE DEADLINE for submitting guesses for THIS MONTH'S MYSTERY SEWING ITEM will be

TUESDAY, NOVEMBER 23RD at 5 PM.
THIS IS JUST BEFORE THE GENERAL MEETING.

Enter for a chance to win another FANTASTIC PRIZE!

You will be looking for a hidden sewing item, but FIRST you will have to UNSCRAMBLE some letters to lead you to the answer!

Email Val at pgqgcontact@gmail.com or valeriehcollins@hotmail.com to be entered.

REMEMBER TO TELL ME WHAT YOU FOUND AND WHERE!

THE LUCKY WINNER WILL BE ANNOUNCED AT THE NOVEMBER 23RD GENERAL MEETING.

REMEMBER TO CHECK OUT OUR FACEBOOK PAGE AND WEBSITE:

- www.facebook.com/pgquiltersguild

https://www.princegeorgequiltersguild.ca/

The Guild Newsletter AND Calendar can be located on our website.

https://www.princegeorgequiltersguild.ca/blank

WANTED:
NEWSLETTER SUBMISSIONS

I am always looking for new ideas and items of interest for the newsletter. Please feel free to send me your ideas…. Anything that you feel that your fellow Guild members would enjoy!

- **The Next Monthly Newsletter will be sent out on DECEMBER 10th, 2021.**

- **If you wish to Buy or Sell Quilting Related items, please send the information in to me at the Guild address: pgqgcontact@gmail.com by Wednesday December 8th.**
- **If you know of someone who is unable to get a copy of our newsletter, please help them out by printing it out for them or let me know and I will make arrangements to send it to them.**

EXECUTIVE MEETING
TUESDAY, NOVEMBER 16TH, 2021.

Guild Monthly Executive meetings are being held online via "Zoom". If you would like to join in from your home computer, please contact Theresa Smedley.

Any member is welcome to attend the meeting; and it is a great way to get to know how the Guild operates and makes decisions on your behalf.

GENERAL MEETING
TUESDAY, NOVEMBER 23RD, 2021.

WE ARE REALLY HOPING THAT YOU WILL ATTEND EITHER IN PERSON AT THE GUILD ROOM OR FROM THE COMFORT OF YOUR OWN HOME!

- **We are limited to 50 people, so if you plan to attend in person, please send an email to pgqgcontact@gmail.com. If we reach our capacity, people will be contacted to let them know to attend by zoom.**
- **Be prepared to show your Vaccine Passport if asked when signing in.**
- **Be prepared to wear a mask and physical distance.**
- **Members will receive the Zoom link from the Guild email a few days before the meeting.**
- **If you are attending the meeting in person, you can bring your Show and Tell items.**
- **If you are attending by Zoom, please send in your Show & Tell pictures and short description for a slide presentation.**
- **Send to the guild address: pgqgcontact@gmail.com by SUNDAY NOVEMBER 21st. Subject: November Show and Tell**
- **If you have any questions please contact Theresa at smedleytl@gmail.com or 250-640-1965 or Barb Friesen iquiltbarb@gmail.com or 250-961-6289**

MEMBERSHIP

- **Our membership year runs from September 1st, 2021, to August 31st 2022.**
- **The Guild Membership list has been revised and will be sent out to all Registered Members at the end of November.**
- **If you know of someone who has not yet registered, please direct them to the Guild Website.**
- **Here is the link to the membership form, which is found on our website under the forms tab. https://www.princegeorgequiltersguild.ca/forms**
- **Contact : Linda Greenwood lin.greenwood@telus.net or Judy Schinkel schinkeljudy@gmail.com**

Annual Fees are as follows:

Regular Membership:	**$50.00**
Senior (60 +)	**$40.00**
Students (fulltime)	**$40.00**

Please pay by e-transfer to pgqgtreasurer@gmail.com and clearly indicate FOR MEMBERSHIP.

PLEASE BE SURE TO TYPE THE CORRECT ADDRESS FOR E TRANSFERS

OR **You can print and mail your registration form to Prince George Quilters' Guild, 1491 17th Ave. Prince George, BC. V2L 3Z2**

Make cheques payable to the PG Quilters Guild. If you are unable to print off the form, please contact Linda Greenwood or Judy Schinkel.

OR:

BRING YOUR CHEQUE AND COMPLETED REGISTRATION FORM TO THE GENERAL MEETING

L B Quilt Expressions
Hand guided Machine Quilting
250-562-0565
369 Kelly St. Prince George, B.C.
Batting and Wide Backing Fabrics
hbarna@telus.net
Please call for your appointment

FROM THE LIBRARY

By Tammy Leduke

Our guild is so fortunate to have such a beautiful library for our own personal use. We have over 800 items which includes specialty rulers, Lego stamps, templates, stencils, and novels as well as books on any type of quilting you can imagine. We have a separate section for books and DVDs on machine quilting and long arming which are located on one of the bottom shelves.

We also subscribe to two magazines: the Canadian Quilter which comes with our yearly membership with Canadian Quilters Association and Machine Embroidery for our very large group of machine embroiderers.

Once you become a member, you can sign out anything from the library for a month at a time. There is no limit on how many items you may sign out at a time. Pull the card and write your name as well as the month it is due back. If you sign something out in November, put December (12/21) as the due date and put the card in the little green box which is usually sitting on the circulation desk, by order of the author's last name. When you return the items, put the items in the BOOK RETURN bin on the bottom shelf and Barb or I will put the cards back in and file them. If you need to have a particular item for longer than the allotted month, find the card in the green box and sign it out again.

You are free to sign out items any time the guild room is open. There is at least one chair up there for you to sit and look at books at your leisure. If you pull a book off the shelf and decide it isn't what you want, just drop it into the RETURN box and I will file it for you.
If you have any questions, please contact me at 250-617-6175. Thanks, Tammy

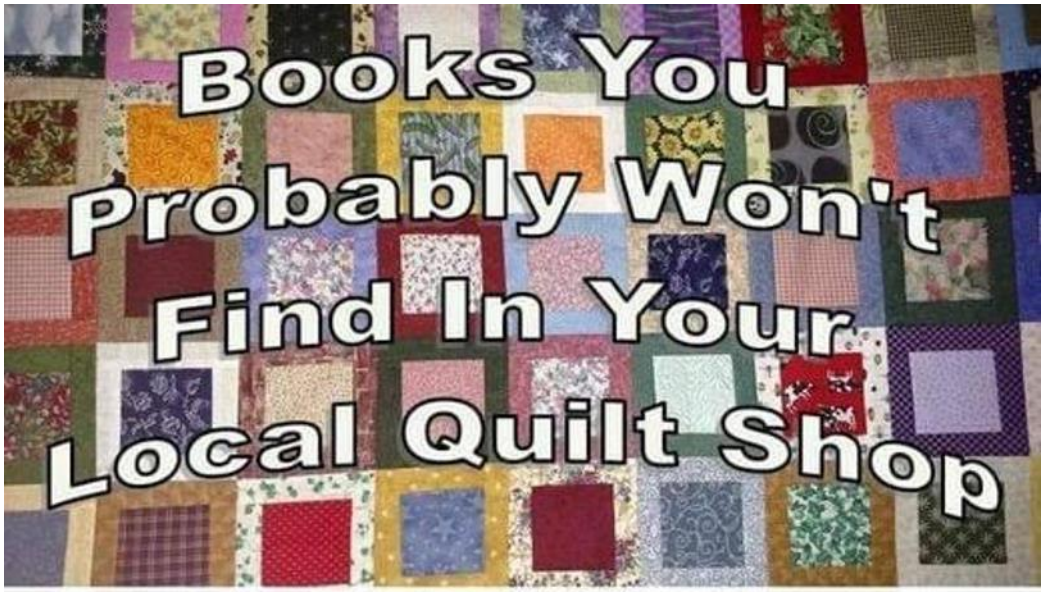

1. Honey, I Shrunk the Quilt...by R. U. Kidding
2. Always Buy An Extra Yard...by Justin Case
3. Shop Hop Carpooling...by Phil M. Up
4. Wind Those Bobbins!...by M. T. Spools
5. Addicted to Quilt Shops...by C.U. Sune
6. Labeling Your Quilting Tools...by M. R. Mine
7. Finishing Your Quilt Edges...by Ima Binder
8. What's the Point of It All?...by U. R. A. Needle
9. Softening Your Quilting Callouses...by Lana Lynn

The SELVAGE YARD

MEMBER TO MEMBER

- **From Margie Bleecker:**

I have placed about 68 quilt magazines on the main table in the guild room for people to help themselves. They are to give away.

- **From Anne Fish:**

Over 6 1/2 metres of batiks for sale. All for $30 or $5. a metre. Call or text Anne at 250-613-9985. Alward St

- **Lorraine Mathison is selling her Pfaff Creative Vision Sewing/Embroidery machine with a few added extras. The machine is in great running condition. It was serviced in Sept. and hasn't been used since. Please give me a call for the particulars at 250-617-7019 or email at lorramathison@hotmail.com**
  Asking $2,600 but willing to negotiate.

- **From Holly Lee:**

  I am looking for an embroidery machine for my schoolteacher daughter. hdlee@shaw.ca

- **From Dawn Quinn:**
  For Sale : GMQ Pro Quilt Frame

  For use with a domestic machine. I used my Horizon Memory Craft 7700 QCP
  Frame can be set up for baby, Queen and King sizes.
  The bottom carriage size is 11.5 inches x 27.75 inches.
  The manual that came with the quilt frame is available as well as pictures of frames in this class. $300.00 or best offer
  Call Dawn Quinn at 250-964-8928 (home) or 778-349-4732 (cell)

- **From Diane Sales:**

REAPS would be delighted to have our spools. Please save them as they are used for children's crafts! I will deal with them when I return. They have a big batch for this year!

NOVEMBER BIRTHDAYS

Happy Birthday to our November Birthday Ladies!

Carrie Van de Vosse, Charlotte McLeod, Cheryl Purves, Diane Sales, Echo Hordy, Val Collins (that's me !)

If I have missed anyone, please let me know!

THURSDAY QUILTERS DAY OUT
NOVEMBER 18TH

Sheena will be hosting Thursday Quilters Day Out on November 18th and continuing on the Third Thursday of each month.

- **9am-4 pm.**
- **Cost is $5.00 payable to Sheena.**
- **Maximum attendance is 16 people. Please contact Sheena in advance to sign up. rsstubbs@shaw.ca**
- **Please note the following:**
  - **Be prepared to show your Vaccine Passport if asked.**
  - **Masks must be worn anytime you are moving around the room.**
  - **Please respect physical distancing guidelines.**

We are committed to keeping one another safe and healthy, so please come prepared to follow these Guidelines.

If you are feeling unwell, please stay home and rest.

People who start projects and never finish them are cooler than people who never start projects.

COMMUNITY QUILTS

We meet at the Guild Room on the first Wednesday of each month from 9 to 4. Bring your own lunch - it minimizes the coming and going and helps to keep us all safe.

Everyone who attends Community Gift Quilts should be prepared to sign in and show your vaccination record whether it is paper or on your phone. Masks are mandatory when you are moving around. If seated at a sewing machine, you may remove it.

Thanks for abiding with the health regulations. And of course, if you are not feeling well, please stay home and rest.

During the workshop, we sew on the machines that the guild provided for our use. We also have two new sit-down quilting machines that we can finish quilts on. You may wish to bring your own quilting gloves as there is one pair at present.

On November 6, 2021, a count of the tops available was taken – There are 74 tops that needed to be layered, quilted and binding and label put on. This number has been growing instead of declining!! At present there are 8 quilts that are ready to be quilted.

Although there are several kits for more tops, I would like to see the quilts finished and going out to our community groups. So please come and quilt with us.

Our next date is December 1, 2021. Then we will break for Christmas and New Year, and return on January 5, 2022.

If you have questions or concerns about Community quilts, please contact me at 250-964-8928, or email at mdquinn@telus.net Thank you, Dawn Quinn.

From Diane Sales:

This is a 40" square BQ (sometimes now called BQ1) made from flannel pieces. It goes together really quickly and only has a few matching seams. The important (and only tricky part of this pattern) happens if you are using directional prints for the large 12.5" square. Before the final blocks are sewn together, the quilt should be laid out so that the directional blocks are oriented in the correct direction. If you make all the blocks the same, the directional print will not be aligned properly.

We have several easy kits in the guild room for piecing and lots of finished and unfinished quilts that are packaged with backing, batting and binding that need to be quilted. It is a wonderful way to practice your free motion quilting so you are able to do your own quilts. Small ones are easy to spray baste. We would even help you select a small one and help you spray baste it to take home to your machine or to practice with on one of the Guild's two sit down quilting machines. Pick up the prepared kits at the Guild Room at a meeting or during the Charity Quilt Day on the first Wednesday of each month between 9-3:30.

EMBROIDERY GROUP

The Machine Embroidery group is now meeting as a two-day event - the second Thursday & Friday of each month. If that doesn't work for you, you can certainly come for just one day, either Thursday or Friday. The sessions will be $5 for each day. Please note that Northern Health Covid regulations will be in effect.

If you have an embroidery machine or are thinking about one, please come and join us

- the second Thursday of each month, from 9 am to 4 pm. Contact Amy Ali at aali49@telus.net or 1-250-643-0303

Sticky note holders made by the Embroidery Group last month.

Donna Munt made these cute Halloween placemats.

GUILD RETREAT

Thursday April 28-Sunday, May 1st, 2022 at Ness Lake Bible Camp

The Retreat Committee is happy to announce that we will be holding our annual retreat this coming April 28- May 1, 2022 (Thursday - Sunday). The prices have remained the same for our membership - $195/day trippers and $295/full retreaters. Day trippers will be able to take part in all activities and meals, but without the added cost for staying overnight. All meals and snacks will be provided starting with Thursday's dinner through to lunch on Sunday. Check-in is at noon on Thursday and checkout is 4 pm on Sunday. It is suggested to bring your own lunch for Thursday.

IMPORTANT DATES:

- **November 10 - registration is open to members only. You can etransfer to pgqgtreasurer@gmail.com or we will be collecting deposits at both the November and December General meeting.**
- **December 1st - registration is open to the public**
- **February 15th - Balance of the fee is due**

A deposit of at least $50 is required to hold your spot. $50 is non-refundable except in the case the event gets cancelled then a full refund will be provided of any amounts paid. If you find you are unable to attend, you can transfer your payment to another person.

Etransfer instructions
Please follow these instructions to ensure that our Treasurer is aware of what the incoming funds are for.

- **etransfer to pgqgtreasurer@gmail.com**
- **in the comment section type in Retreat- XXXXX(your name) eg. retreat - Pam klowak**
- **there is no need for a passcode as the money is automatically deposited to our account**

Once we have received your deposit, further information will be sent to attendees. If you have a friend that you'd like to attend with you, then please pass this sign-up information on - note they can only sign-up starting December 1st. We will post it on our Facebook page in December.

If you have any questions please contact Pam @ pgklowak@gmail.com or call 250 967-4422

Thanks, we are all looking forward to another fun retreat!
Retreat committee
Pam, Tammy, Barb M, Cheryl & Margie

CANADIAN Quilters Courtepointes CANADIENNES

LET'S GET RECONNECTED
QUILT CANADA
SAVE THE DATES
JUNE 15TH-18, 2022.
VANCOUVER CONVENTION CENTRE EAST BUILDING

CQA/ACC Mystery Quilt project is now available for CQA/ACC members in the Members only area of the website so if you have not joined CQA/ACC yet you will want to join now so you can take part in this exciting Mystery.

Quilt-alongs and projects are posted on our website. We are also sharing ideas and finished quilts on the Quilting in Canada Facebook page and the Canadian Quilters Association - Quilting Projects Facebook page.

Making a Christmas list yet?

You're in luck! A new children's book has just been published by Albert Whitman & Co., which imagines the story behind the making of Ellen Harding Baker's Solar System Quilt.
Baker, an Iowa storekeeper's wife, mother of seven, and astronomy lecturer, started the quilt in 1876 and completed it seven years later. It depicts what was known of the solar system at the time, illustrated in wool and silk thread, braid, and appliqué.
Author Jennifer Harris, an English professor at the University of Waterloo, makes a point of studying women writers from the nineteenth century.
"I'm always digging, looking for stories of people who've been forgotten or haven't been fully celebrated," she explains. "When I stumbled across Ellen Harding Baker, I was transfixed."
Although Baker was not a writer, Harris knew she wanted to write about her. While it may not seem unusual today, in the early twentieth century, the idea of a woman studying and lecturing in astronomy, and creating an extraordinary teaching tool for students, was remarkable. In fact, the story of Baker's quilt made the local newspaper and was shared across the United States.

As noted in the book's historical note, the local paper reported: "We had a lecture on Astronomy by Mrs. M. Baker, of this place, on last Saturday evening. She is a deep thinker and thoroughly understands her subject. She has just finished a quilt that has the solar system worked in it and is much admired by all who see it. Mrs. Baker has been seven years in completing this quilt and has taken a trip to Chicago to view the comet and sunspots through the telescope that she might locate them accurately."
Newspapers reprinted the article" though in a way that suggested she was an oddity," says Harris. "Notably, the New York Times derided her efforts as 'somewhat comical'," she says in the Author's Notes.
"Otherwise, she wasn't present in the historical record, because she wasn't deemed worthy of preservation as a woman whose accomplishment was craft."
"So that meant I had to look at contextual evidence to figure out more about her life," Harris explains.

"In the end, the book is told through the eyes of her daughters, as they watch the quilt take shape, actively participating along the way both physically and imaginatively."
And that's where the story will hold a special place in the hearts of quilters. Through Harris's imagination, and the illustrations by Louise Pigott, we are taken into the world of three young daughters growing up under all the constraints placed on girls at the time, but with a mother who encourages them to explore and appreciate the world around them, and beyond.
They learn to embroider and help with the creation of the Solar System Quilt, all the while imagining the cosmos, learning the planets, and drawing the constellations.
Baker's family kept the quilt for many years, and eventually donated it to the Smithsonian's National Museum of American History.
Harris has several quilts of her own, inherited from her family. "My father was raised on a farm surrounded by many unmarried aunts and great-cousins," she says. "And the women were all quilters; they even taught him to quilt."
She Stitched the Stars is available for $23.99 as of October 1, 2021, at chapters.indigo.ca and amazon.ca.

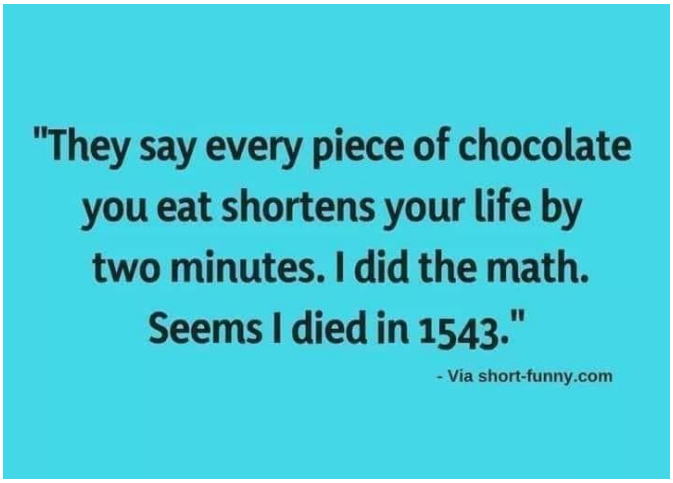

CQA Membership has its benefits!

The Members Only Studio provides you with easy access to resources from *Canadian Quilter* magazine, including articles, patterns and projects, tutorials and helpful tools.

CQA is hosting a series of Webinars which are available to Members and Non-Members:
December 1st Jenny Doan Questions and Answers 7 pm EST
December 4th Luana Rubin International Quilt Shows and Trends 2021-2022 3 pm EST
Tickets are on sale now: https://canadianquilter.com/2021-webinars/

WHAT'S COMING UP?

1. **Quilters Day Out:** **3rd Thursday of the month**
   November 18th
   Contact Sheena Stubbs.

2. **Projects Half Done** **4th Thursday, Friday and Saturday of the month**
   November 25, 26, 27
   Contact Debbie M. 250-562-9382 or dcmcinnis@telus.net

3. **Community Quilts-** **1st Wednesday of the month**
   December 3rd
   Contact Dawn Quinn 250-964-8928 mdquinn@telus.net

4. **Embroidery Day Out-** **2nd Thursday and Friday of the month**
   December 9, 10th
   Contact Amy Ali 250-877-6100, cell 250-643-0303 or email aali49@telus.net.

5. **Hand Quilting:** **Anyone wanting to learn hand quilting or hand appliqué contact Joan @ 250 964-8587 or email joanlforster@telus.net**

Note: Guild machines are available for use on a first come, first served basis. Sign up is required. Bring a lunch. There is a refrigerator in the guild room for your use. Bottled water is $1.00. All group activities are $5 each per day. Times are 9 am to 4 pm.

Maximum attendance is 16 people at this time. Bring lunch to eliminate coming and going. Covid Safety Plan is in effect.

Classes will be cancelled if there isn't enough interest, so please ensure you contact the committee lead in advance.

SHOW AND TELL

Binding on the top 2 quilts, 3 pairs of hand appliqued gnome potholders, with toadstools or apple tree, quillow with horses on pillow front and autumn colours when opened. Fun to make!

Anne Fish

Trudy Hood

I made a set of placemats for a Christmas present for friends.

This weekend I put together this charity quilt kit for the guild at the Willow Basket zoom retreat.

Linda Greenwood

Embroidery Projects

Limited customers in store, social distancing, and sanitizer.
Open Monday to Saturday, 10am to 4pm.
Closed Sunday.
Classes resume November/December
Beginners Quilt class, Table runner
Can be done on ZOOM.
Business for sale.
Contact owner.

Echo Hordy

Willow Basket Quilting Shoppe

3133C Westwood Drive
Prince George, BC, V2N 4K3
250-562-3888
Email: willowbasketquiltingshoppe@gmail.com

Web: willowbasketquiltingshoppe.ca Facebook: Willow Basket Quilting

November Special Threads
Buy 3 get the 4th free.
New Glide colors, small cones available

Come in and see our great Collection of Christmas Fabrics.

Winter Days

Check out the remanent baskets for an extra 25% off

Stay tuned for Canoe Lake coming soon, our Mystery Quilt starting in the new year and so much more...

Shannon Fiset

Val Collins
Some scrappy Halloween placemats

Tammy Leduke

Barb Marwood

Kathy's Quilt Shop

1229 4th Avenue Prince George, BC.
V2L 3J5
www.kathysquiltshop.com
(250) 960-1021

-We service and sell Bernina Sewing Machines. Come try one for yourself and see how happy they will make your quilting and sewing experience.

- Long arm edge to edge service

- So much fabric, Huge selection of Bali batiks, so many blenders, seasonal fabric, floral, and on an on.

- We will be having lots of little mini "make and take" classes starting in September. Bring nothing but yourself.

- We have regular quilting classes including beginners.

- Our four-day retreats start in September. They are always a lot of fun.

Store hours are Monday to Saturday, 10:00-5:00. We close on statutory holidays.

.

Connie Hunt



Joan Vogt

Joan Vogt

Winter Quilt by Diane Gregg

Table Runner by Diane Sales

Pam Klowak

Baskets for my sewing table

Reversible coasters made out of clothesline- each side is a different colour.

Finally finished this project that was started in our sharing days before the pandemic. This is for me.

This is a little wall hanging that was waiting to be quilted and bound. It was from a class I took on perspective.

Pam Klowak

This is one of my oldest UFO's (over 20 years) I lost interest in it. But finally finished the quilting and it's just waiting to hand stitch the binding down.

Just finishing up hand stitching the binding. This was custom quilted for me. My mother did the embroidery blocks. She completed them just before she passed away. worked on the pieced blocks while she was in hospice, This holds very precious memories for me.

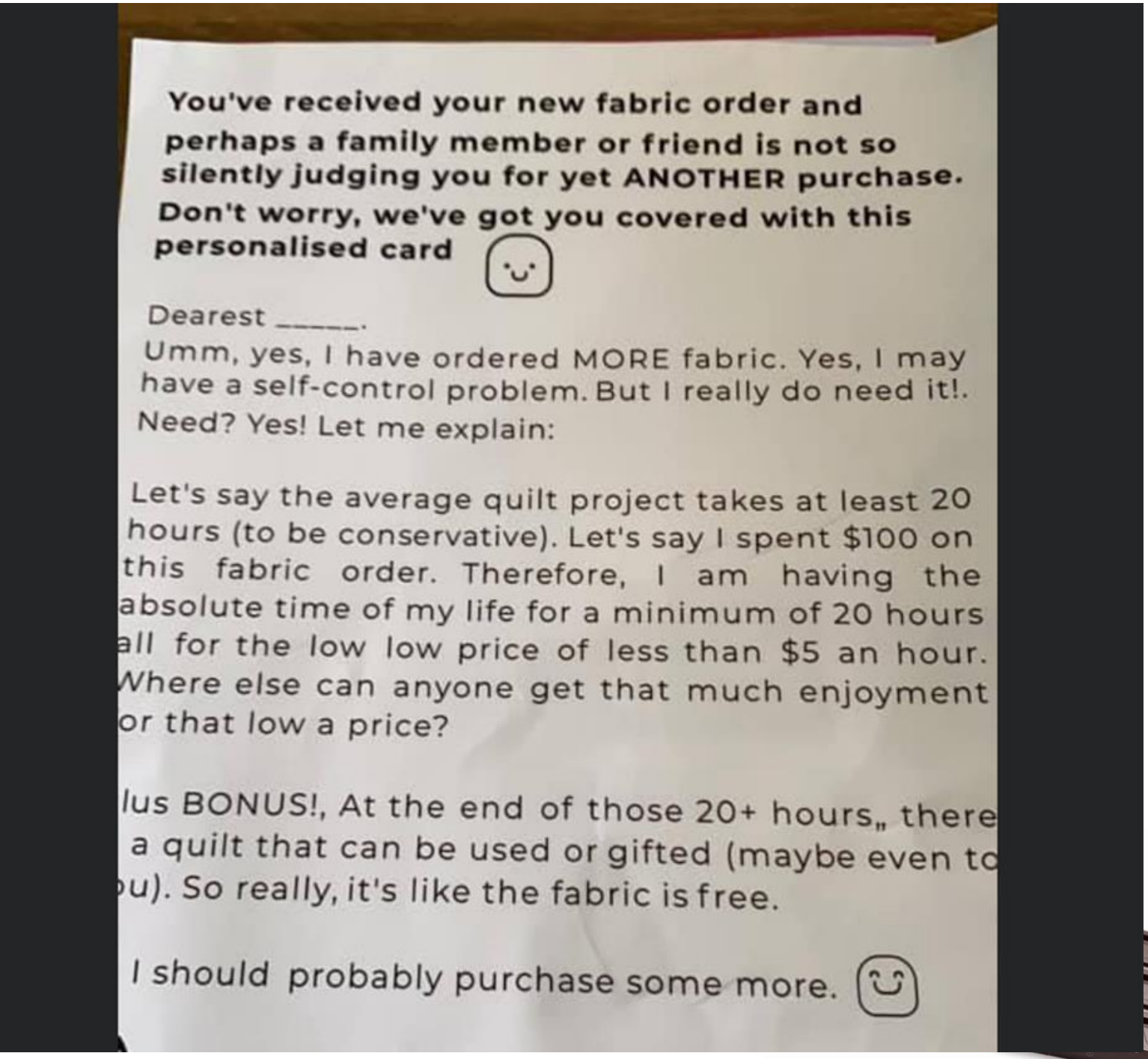

You've received your new fabric order and perhaps a family member or friend is not so silently judging you for yet ANOTHER purchase. Don't worry, we've got you covered with this personalised card

Dearest _____.
Umm, yes, I have ordered MORE fabric. Yes, I may have a self-control problem. But I really do need it!.
Need? Yes! Let me explain:

Let's say the average quilt project takes at least 20 hours (to be conservative). Let's say I spent $100 on this fabric order. Therefore, I am having the absolute time of my life for a minimum of 20 hours all for the low low price of less than $5 an hour. Where else can anyone get that much enjoyment or that low a price?

lus BONUS!, At the end of those 20+ hours„ there a quilt that can be used or gifted (maybe even to ou). So really, it's like the fabric is free.

I should probably purchase some more.