



# Prince George Quilters' Guild

## Newsletter

Prince George Quilters' Guild, 1491 17<sup>th</sup> Ave. Prince George, BC  
V2L 3Z2 (Connaught Youth Centre)

[www.facebook.com/pgquiltersguild](http://www.facebook.com/pgquiltersguild)  
<https://www.princegeorgequiltersguild.ca/>

*"To bring ideas and learning experiences to our members, to bring the joy of quilting to the public, and to upgrade the standards of quilting."*



### **MESSAGE FROM THE PRESIDENT**

**Happy April!**

Well, here we are at the beginning of April and Spring seemed to be right around the corner and then we woke up to be reminded that we do indeed live in the North. That just means more sewing time before the outside work begins.

The guild has been busy with Sharing, and Quilters Day Out, Embroidery and PHD. It's great that the room and sewing time is being enjoyed by many members. As we continue to open things up we will see a few more in the meetings but we will still be Zooming as well. The aspect of Zoom has

been a great addition for us and I hope you take advantage, whether to join in on a meeting, or take a course with us. I encourage everyone to take a course on Zoom. It's a great way to learn something new and you don't need to pack up your gear!

What new technique have you tried lately? I am exploring English Paper Piecing EPP. Youtube--the never-ending fountain of information. So many great things to explore.

**Happy Sewing/Quilting/Learning**  
**Theresa**

Installing SPRING in  
**Canada**

Loading... Please Wait



Installation failed.  
Error 404: SPRING not found.  
SPRING is not available in your area.



## **MESSAGE FROM THE EDITOR**

It sounds like we are in the midst of Sprinter..... not SPRING, and not WINTER..... but a mash-up of both: fondly referred to as SPRINTER!

I can not complain though, as I am writing this newsletter from Mexico, and am soaking up lots of warmth and sunshine to bring back to Prince George shortly. After 2 years of cancellations and rebookings, we have finally taken our family vacation with our Grandchildren.

Sending my Fellow Quilters warmth and virtual sunshine,


Happy Easter!

Val Collins

Newsletter Editor



## **SOLVE THE MYSTERY**



**THANK YOU** to those who send in guesses for the **MYSTERY** each month!

**THE MYSTERY TO SOLVE IN THE MARCH NEWSLETTER WAS TO FIND THE CELTIC TWIST BLOCK ON PAGE 14 UNDER THE POT OF GOLD CARTOON.**

**I RECEIVED 12 ENTRIES AND THE LUCKY WINNER WAS CONNIE HUNT.**

**THIS MONTH, THE MYSTERY IS A LITTLE DIFFERENT!**

**HINT: EASTER IS COMING UP NEXT WEEKEND...**

**Join the fun and see how many items I've hidden for you to find.**

**SEE IF YOU CAN UNSCRAMBLE THESE LETTERS AND THEN FIND THE HIDDEN PICTURE!**

**G E R E A T G E S S**

-----

**WHAT?? WHERE ???**



THE DEADLINE for submitting guesses for THIS MONTH'S MYSTERY SEWING ITEM will be **TUESDAY, APRIL 26<sup>TH</sup> at 5 PM. THIS IS JUST BEFORE THE GENERAL MEETING.** Email Val at [pgqgcontact@gmail.com](mailto:pgqgcontact@gmail.com) or [valeriehcollins@hotmail.com](mailto:valeriehcollins@hotmail.com) to be entered.

### **PHOTOS FOR SHOW AND TELL**

**Send in Photos for the monthly newsletter!**

For every photo you submit, you get ONE entry into the draw for a \$10.00 GIFT CERTIFICATE FOR ONE OF OUR LOCAL QUILT SHOPS.

THIS MONTH THE LUCKY WINNER IS **DAWN ROBSON!**

Congratulations! I'll be mailing out your prize.

**THE DEADLINE FOR SUBMITTING PHOTOS FOR THE MAY NEWSLETTER IS**  
**WEDNESDAY, MAY 11<sup>th</sup>**

The next Monthly Newsletter will be sent out on May 13th.

### **NEW TO THE LIBRARY**

From Tammy LeDuke

Kay Goodkey graciously donated 3 jigsaw puzzles to the library so they may be signed out for a month at a time. If you don't finish, you may sign them out for another month.

We have three used books that have been put into the library collection.


They are:

**Stitch it Simple: 25 hand sewn projects by Beth Sheard**

**Scrap Quilts by Fons & Porter**

**Tabletop Quilts by Fons & Porter**

I also introduced a brand-new book called, "Sew Charming: Scrappy Quilts from 5" Squares" by Mary Etherington



## **MEMBER TO MEMBER**

From Lorraine Mathison: I have some Thread Delight polyester embroidery thread for sale. 105 spools for \$120. Some are brand new, most barely used. Call or text me at 250-617-7019.

## **FREE FREE FREE!**

Diane Sales has passed along this information:



## **Love Quilting?**

Interested in improving your quilting skills AND make quilts, coasters, and table runners . . . all for FREE?!

If yes, then this is for you! Join me for the 2022 Quilting Summit, the free online event with over 34+ classes, including one by me!

You'll learn how to quilt and many quilting techniques and make a HUGE range of wonderful quilts, coasters, table runners, and more!!

Join thousands of other Quilters from around the world for the FREE online summit from April 25th to April 29th!

**What - Quilting Summit 2022**

**When - April 25th to April 29th**

**Where - Online, watch from anywhere in the world**

**Who is it for - Everyone who loves to sew!**

**Cost - Free!**

**[Quilting Summit 2022 - Freebie Registration Page \(rebeccapage.lpages.co\)](https://rebeccapage.lpages.co)**

## **QUILT SHOW 2024**

We have a quilt show to plan! The first meeting was held, and the decision was made to hold the show in 2024. The next meeting will be held in September and all members will be informed and invited to join the committee.

We will need people to come forward to work on Budget, Venue, Advertising, Program, Quilt Intake and Pick-up, and many volunteers for the day-to-day operations of the Show. This is a big job, and as always, many hands make light work. Contact Theresa to let you know you would like to help out.

Start thinking about potential Themes and a Name for the show!

## **APRIL BIRTHDAYS**

**Happy Birthday to those ladies who were born in April!**

Barb Stolz, Barb Marwood, Diane Gregg and Linda Kineshanko

If I have missed anyone, please let me know!

The April birth month flowers are the daisy and the sweet pea. The daisy stands for innocence, purity, and true love, while the sweet pea is a way to say goodbye, send good wishes, or merely convey a thank you.



### *Kathy's Quilt Shop*

1229 4th Avenue Prince George, BC.

V2L 3J5

[www.kathysquiltshop.com](http://www.kathysquiltshop.com)

(250) 960-1021

- We service and sell Bernina Sewing Machines. Come try one for yourself and see how happy they will make your quilting and sewing experience.
  - Long arm edge to edge service
  - So much fabric, Huge selection of Bali batiks, so many blenders, seasonal fabric, floral, and on an on.
  - We will be having lots of little mini "make and take" classes starting in September. Bring nothing but yourself.
  - We have regular quilting classes including beginners.
  - Our four-day retreats start in September. They are always a lot of fun.
- Store hours are Monday to Saturday, 10:00-5:00. We close on statutory holidays.



## SHARING CLASS ROW BY ROW QUILT

### 3 Rows Done!

- Second Saturday of each month
- Saturday APRIL 9<sup>TH</sup> is Row FOUR
- In person at the Guild Room OR on Zoom
- It is nine months, but you will only be required to pay for eight months.  
Total is \$40.00


**JOAN VOGT HAS COMPLETED HER FIRST THREE ROWS**

Questions? Contact Sheena at 250-563-8683 or email at [rsstubbs@shaw.ca](mailto:rsstubbs@shaw.ca).

This is what your finished quilt will look like!



Linda Uchacz



Yarn and Sew On

**Store front closed as of March 31, 2022.**

**Home Based Business**

**Longarm Quilting**

**Services: Free Motion or Panto**

**Embroidered Custom Quilt Labels**

**Classes in the Fall.**

**Watch FB page**

**250-692-0872**

**[info@yarnandsewon.com](mailto:info@yarnandsewon.com)**

**[www.yarnandsewon.com](http://www.yarnandsewon.com)**



*L B Quilt Expressions*

*Hand guided Machine Quilting*

*250-562-0565*

*369 Kelly St. Prince George, B.C.*

*Batting and Wide Backing Fabrics*

*[hbarna@telus.net](mailto:hbarna@telus.net)*

*Please call for your appointment*



**EXECUTIVE MEETING**  
**TUESDAY, APRIL 19<sup>th</sup>, 2022 7:00 PM**

Monthly Executive meetings are being held online via “Zoom”, and in person at the Guild Room. If you would like to join in from your home computer, please contact Theresa Smedley.

[smedleytl@gmail.com](mailto:smedleytl@gmail.com)

Any member is welcome to attend the meeting; and it is a great way to get to know how the Guild operates and makes decisions on your behalf.

**GENERAL MEETING**  
**TUESDAY, APRIL 26TH 2022 7:00 P.M.**

**WE HOPE THAT YOU WILL ATTEND EITHER IN PERSON AT THE GUILD ROOM OR on ZOOM FROM THE COMFORT OF YOUR OWN HOME!**

- Members will receive the Zoom link from the Guild email a few days before the meeting.
- If you are attending the meeting in person, you can bring your Show and Tell items.
- If you are attending by Zoom, please send in your Show & Tell pictures and a short description for a slide presentation. Send to the Guild address: [pgqgcontact@gmail.com](mailto:pgqgcontact@gmail.com) by **SUNDAY, APRIL 24<sup>TH</sup>**
- **Subject: APRIL Show and Tell**
- Questions? Contact Theresa at [smedleytl@gmail.com](mailto:smedleytl@gmail.com) or 250-640-1965
- or Barb Friesen [iquiltbarb@gmail.com](mailto:iquiltbarb@gmail.com) or 250-961-6289



“I think we both know what the problem is.”





## **"One Fish, Two Fish" with Janet Barker**

**Registration almost FULL for the May 7th Class**  
**Hurry.... Only a few spaces left!**

Cost is \$50.00 and includes the pattern. No kits, you will provide your own fabric. Scraps will work well on this fun project.

Simple one-seam or 3D Flying Geese have been stretched and stacked to make this very cute fish wall hanging. Learn this technique with Janet and master most of the wall hanging in a day. The course will also include a discussion on how to quilt this style of quilt. Janet will discuss fabric choices if you wish to enlarge your wall hanging to a lap or twin quilt size. The required pattern (includes the wall hanging and various quilt sizes) is included in the course fee.



Payable now. Etransfer to [pgqgtreasurer@gmail.com](mailto:pgqgtreasurer@gmail.com) CLEARLY INDICATE THIS IS FOR ONE FISH, TWO FISH CLASS.

IF YOU CHOOSE TO SEND A CHEQUE, PLEASE SEND AN EMAIL to the Guild email TO LET ME KNOW SO I CAN PUT YOUR NAME ON THE LIST IN THE ORDER RESPONSES ARE RECEIVED. CLASS LIMIT IS 20 PEOPLE ONLY.

The 6 hour, one-day class will be entirely over Zoom. You will be able to participate from the comfort of your own home, and you don't have to pack up your machine!

For more information you can visit Janet's website [jb.quilt designs](http://jb.quilt designs)


<http://www.etsy.com/shop/jbquilt designs>

<http://www.facebook.com/JB.QUILTDESIGNS>





## ELECTIONS



Please consider becoming involved by joining the Guild Executive for the upcoming year.

New ideas and energy are always welcome

The Guild Election will take place at the General Meeting on May 24<sup>th</sup>.

The following positions are up for Election for 2 Year Terms.  
- President, First Vice President, Recording Secretary, 2 Board Members

If you would like to nominate someone, please contact a member of the Nominating Committee: Donna Schutz

[ddkjschutz@yahoo.ca](mailto:ddkjschutz@yahoo.ca)

Or Tammy [LeDuke](mailto:LeDuke) [tleduke@telus.net](mailto:tleduke@telus.net)

Putting your eggs in more than one basket  
is an inefficient use of baskets.



3133C Westwood Drive  
Prince George, BC, V2N 4K3  
250-562-3888

Email: [willowbasketquiltingshoppe@gmail.com](mailto:willowbasketquiltingshoppe@gmail.com)

Web: [willowbasketquiltingshoppe.ca](http://willowbasketquiltingshoppe.ca)

Facebook: Willow Basket Quilting

Glide Threads are on Special.

Buy 3 Get the 4th one **FREE**.

Glide threads come in many color and can be used for  
Quilting and Embroidery.



Our Bargain Basket fabrics on the bolt are on sale for Buy 2 get one free. We are working on making more room for more fabric.



April Showers  
Bring May Flowers



## **EMBROIDERY GROUP**

From Amy Ali

The Machine Embroidery group is meeting as a two-day event - the second Thursday & Friday of each month. If that doesn't work for you, you can certainly come for just one day, either Thursday or Friday. The sessions will be \$5 for each day.

If you have an embroidery machine or are thinking about one, please come and join us!

Next meeting will be Thursday, April 14<sup>th</sup> and Friday, April 15<sup>th</sup>. 9 am to 4 pm.

Contact Amy Ali at [aali49@telus.net](mailto:aali49@telus.net) or 1-250-643-0303

Please let Amy know by Sunday, April 10<sup>th</sup>, if you will be participating - hope to see you there!

The situation in Ukraine is so heartbreaking - beyond comprehension what its citizens are enduring. Quilters, as always, try to find a way to help - some things that I have come across are:



- 'Quilt for Ukraine' - a blue and yellow block created and made available for free by Pat Sloan - a U.S. quilter - Pat's request is that if you download her block, that you make a donation to support the Ukraine citizens. She has a link to a UNICEF site but I am sure that she would be happy with your donation to any support group that you feel is appropriate. Find the block here - [blog.patsloan.com](http://blog.patsloan.com) - scroll down until you find 'download' on a pink/purple background (other downloads take you to different places).
- Kreative Kiwi has a free design for sunflower coasters with inspiration words - go to their website to read their post and their suggested UN donation link
- Our local artisan shop had a table set out this month, available for donations from its artists with all proceeds (including the stores commission) going to the World Central Kitchen, Chef Jose Andres organization that has served over a million meals in Ukraine - I donated two quilts, both sold (so very glad). So far, this table has donated \$9500 - so very very good to be able to go into our safe sewing spaces and to make something in support.



## **Quiltville Newsletter**

For those of you who may not follow Bonnie Hunter.....  
Here is something from her most recent Newsletter:

My Hearts of Hope Sew-Along is free to participate, with hopes that guilds and groups will make blocks, pool them together to make donation quilts, and send any proceeds they raise from selling chances on the quilts to the Ukraine relief charity of their choice, or to our joint GoFundMe, Quilters for Ukraine above. [Quiltville's Quips & Snips!!: Hearts of Hope Sew-Along!](https://www.quiltville.com/Hearts-of-Hope-Sew-Along/)

Thank you for doing all you can to help.  
<https://Quiltville.blogspot.com>

<https://Quiltville.com>



## COMMUNITY QUILTS

Next Community Quilts Day is **Wednesday, MAY 4<sup>TH</sup>** 9 am to 4pm.

Come and sew for as long as you like! Try out the new Quilting Machines!

Contact Dawn Quinn 250-964-8928 (home) or 778-349-4732 (cell)



## MESSAGE FROM MENNONITE CENTRAL COMMITTEE

Message Details:

Name: Courtenay Hopson

Email: [courtenay\\_hopson@hotmail.com](mailto:courtenay_hopson@hotmail.com)

Subject: MCC Comforters

Message: Hi, I'm wondering if it would be possible to pass along this message to your members. Mennonite Central Committee (MCC) has an initiative where they collect homemade comforters to send to various places overseas. They are easy to make and there are great how-to videos and guidelines on the MCC website (<https://mcc.org/get-involved/kits/comforters>). If others are interested in making one of these comforters, I will collect them and take to an MCC drop off location in Kelowna in August. If people don't sew, but would like to put together relief kits (<https://mcccanada.ca/get-involved/kits>), I will also collect those and deliver them with the comforters. Deadline to collect the comforters and/or kits will be July 31. If people are interested or have questions, they can call me at 250-613-9265. Thanks. Courtenay



## **GUILD RETREAT IS COMING UP!**

**Ness Lake Bible Camp  
Dates: April 28 (noon)-May 1 (4:30) 2022**

**We are starting a waitlist for anyone that has changed their mind and wishes they had signed up for the retreat. If you or anyone you know is interested in being put on a waitlist or if you have any questions, please contact Pam @ [pgklowak@gmail.com](mailto:pgklowak@gmail.com) or call 250 967-4422**

- **Once fees are paid in full, if you are unable to attend, you may provide a substitute attendee.**

**All attendees will be required to provide their vaccination card - no exceptions. We will continue to monitor the Covid situation and will communicate any changes. A full refund will be provided if we need to cancel the retreat.**

**Looking forward to having a great retreat.  
Stay safe,  
Regards,  
2022 Retreat Committee**



**Tammy L, Pam K, Cheryl P,  
Margie B, & Barbara M**



**IF YOU HAVE READ THIS FAR IN THE NEWSLETTER, YOU WILL HAVE FIGURED OUT THAT THE MYSTERY HAS SOMETHING TO DO WITH EGGS AND BASKETS.**

**SO THE QUESTION IS.....**

**HOW MANY EASTER EGGS CAN YOU FIND THROUGHOUT THE NEWSLETTER??**

**SEND IN YOUR ANSWERS.... BE SURE TO LOOK ALL THE WAY TO THE END OF THE NEWSLETTER!!!**







## *Let's get "Reconnected"*

June 15-18, 2022

Vancouver Convention Centre – East

<https://canadianquilter.com/quilt-canada-2022/>

# *The 2022 CQA/ACC Re-run Quilt Along*

CQA/ACC has decided to have a "re-run" of the 12 original blocks that were designed for publication in the *Canadian Quilter* magazine. The original project titled "Quilt Blocks for a New Millennium" was introduced in the Spring 1999 edition of the *Canadian Quilter* and finished up in the Summer 2000 edition.

## *Join in on the Re-run!*

- In each month of 2022 on the third Tuesday of the month, you'll see one of the original quilt blocks, instructions and information about the designer, in the order that they originally appeared.
- Join the **Facebook Group, "Canadian Quilters Association – Quilting Projects"** to see the notice when the new block pattern is available and the link to access the instructions
- Post about your "Re-run Quilt" – work in progress, completed blocks or finished quilt on the Facebook group.

CQA/ACC hopes you will enjoy the challenge as well as the nostalgia of completing these timeless blocks for a new and exciting quilt.

Block #1 – Quebec

*Jubilation* by Adaire Chown Schlatter

January 18, 2022

Block #2 – British Columbia

*West Coast Salmon* by Barbara Fraser

February 14, 2022

Block #3 New Brunswick

*New Brunswick Block* by Kathy Tidswell

March 15

**YOU DO NOT NEED TO BE A MEMBER TO TAKE PART IN THIS QUILT-ALONG  
AND IT IS FREE**

### WATCH TO SIGN UP FOR THESE CQA WEBINARS

Date	Lecturer	Title of Lecture	Time (ET)	Member Tickets Go On Sale	Nonmember Tickets Go On Sale
April 13 Wednesday	Colette Dumont	Quilt Passion	7 pm	<a href="#">March 30</a>	<a href="#">March 30</a>
April 23 Saturday	Jackie White & Young Sewing Entrepreneur – Brooklyn	Youth Sewing & Quilting	3 pm	<a href="#">March 30</a>	<a href="#">March 30</a>
May 4 Wednesday	Karen Brown	Shop from Your Stash: The Joy of Symmetry	7 pm	April 15	April 15
May 14 Saturday	Mary Fons	Trunk Show: Extreme Home Edition	3 pm	April 27	April 27

## *Hybrid Meetings*

Rebecca Fiedler

March 29, 2022

**News**

*Should we, and can we, offer that format to our members?*

When the coronavirus pandemic struck, Royal City Quilters' Guild (RCQG) in Guelph, Ontario, promptly moved to a virtual format. Read about our experience in the Autumn 2020 issue of *Canadian Quilter* magazine.

RCQG thrived in the virtual environment but adapting to our *new normal* is more challenging. We plan to offer virtual meetings every January and February when Canadian weather frequently causes cancellations. But, what about the other months? How can we go back to in-person meetings without excluding members who will not or should not attend in-person meetings? We realize our membership includes those who live far away, people caring for/living with vulnerable persons, people who are mobility impaired, those who no longer drive at night, and those with other concerns.

We opted to move to a “hybrid” format, which we define as:

**Prince George Quilters' Guild Newsletter April, 2022**

**Volume 42 No. 4**

*A meeting or event that simultaneously streams a “live” in-person event to an “online” audience via Zoom. The “live” and “online” formats are integrated to provide a satisfying experience to both audiences.*

There are numerous ways a guild can implement hybrid meetings. We anticipate having a live speaker with a live audience at our meeting venue. We may occasionally need to bring a remote speaker to an in-person meeting. Members may choose to attend a hybrid meeting in the manner they prefer – in-person or via Zoom.

Bringing our vision of hybrid meetings to members requires us to address five key challenges: connectivity, integration, video, lighting, and audio. These challenges are in addition to the usual considerations for in-person meetings including room size, availability, adequate parking, and so forth.

Below, I outline considerations for guilds to make while making plans to upgrade an existing venue or select a new one. If your guild is considering implementing hybrid meetings, realize that I am describing an ideal. Your goal will likely be to find a venue that is satisfactory, if not quite ideal.

### Connectivity

A reliable Internet connection is essential to a hybrid meeting. High-quality broadband service is critical. Arrange to make a wired connection to the venue router or network for the most reliable connection. Long Ethernet cables are reasonably priced.

### Integration

We intend for any attendee, whether in-person or virtual, to be able to fully participate in the meeting by asking questions, participating in Show and Share, or registering their preferences in a simple show of hands. We want both in-person and virtual audiences to have a satisfying experience when they attend a hybrid meeting. To us, that means the language we use during meetings needs to include both in-person and remote attendees. Someone at the in-person meeting will need to monitor the virtual chat to make sure anyone at the podium knows when a virtual attendee has something to say.

Our virtual attendees should feel they have a front row seat. Yet, we also want to insure our in-person attendees have unobstructed views of speakers and their trunk shows. The equipment we use to stream our meetings cannot interfere with the enjoyment of the in-person experience.

We believe it is important to integrate virtual members into Guild leadership, so their views, needs, and challenges can be heard and understood. We asked the Nominating Committee to recruit, where appropriate, virtual members for positions on the Executive. This requires the Executive to meet via Zoom, but our team was happy to make that commitment.

### Video

RCQG needs a minimum of two cameras to stream the in-person events to our virtual attendees. We also require a multimedia projector, screen, and sound system to bring our virtual attendees into the venue. Most smart phones and tablets have Zoom-ready cameras



and capabilities. Attaching a small, inexpensive tabletop tripod to a mobile device will display the person at the podium to virtual attendees.

Many digital cameras and camcorders are equipped with adequate features to showcase quilts. If you are considering hybrid meetings for your guild, choose the features you need for your venue and your style of meeting. You may mount your new purchase on a tripod in front of the stage or platform.

At RCQG, we determined that we wanted our in-person attendees to be able to see our virtual attendees. To accomplish that, we plan to use a multimedia projector and screen to show a gallery view of the virtual audience during specific parts of the meeting. Some guest speakers require the same equipment for their presentations.

Numerous churches and faith-based organizations in our community started streaming their services during the pandemic. They have cameras mounted to ceilings and/or balconies that can be controlled remotely. These cameras provide views of different areas of the platform and can be zoomed in for a closer look at a speaker or a quilt. Most of these organizations use multimedia projectors and screens in their worship services.

### **Lighting**

The better the lighting in a venue, the better the quality of the meeting stream. Look for a venue that has adequate lighting in place. Lighting can take several forms. Spotlights provide illumination to a particular object or space, while floodlights illuminate a wider area. Some venues with stages offer a lighting grid that can illuminate multiple locations on the stage. If your venue offers inadequate lighting, look for a camera that performs well in a low-light situation. You might also consider using ring lights and studio lights to improve the lighting. Be aware, however, that lights and their tripods may cause unacceptable obstructions for your in-person audience.

### **Audio**

The audio system is another important component for a satisfying hybrid meeting. The in-house audio system needs to tie into the livestream computer, so remote attendees can hear what is happening during the meeting. In a similar manner, you may also want to be able to feed the audio from the virtual attendees to the audio system in the venue, so in-person attendees can hear the remote attendee's questions and comments.

Moving to hybrid meetings poses a few challenges, but the Executive for Royal City Quilters' Guild believes our members deserve nothing less.

Rebecca Fiedler is the incoming President of the Royal City Quilters' Guild in Guelph, ON. You may contact her at [president@royalcityquiltersguild.ca](mailto:president@royalcityquiltersguild.ca).



## SHOW AND TELL

**Shannon Fiset**



**Tammy Leduke's latest finish"**



**Joan Vogt**



**Cheryl's  
Campfire Quilt**




**Community quilt Pat Sweet**




**Pat Sweet's place mats**



**Donna Munt: Mystery Quilt all ready to quilt!**







**Connie's birthday card for her granddaughter**

**And her  
Easter placemats**



**Dawn Robson:**


**I had so much fun playing around with these. I learned some lessons along the way. I did these after Sunday's session with one of the presenters showed us one way of playing with sheer fabric.**





**Diane Sales**

**A Spring Bouquet  
Debbie Macinnis**





**Linda Uchacz**  
**Quilt for her Grandson**



## It is *Sew Worth the Trip!*

**We carry a large selection of Notions  
 Quilting Patterns,  
 Yarn and supplies  
 Over 2,500 bolts of Fabric**



**We are the Dealer for  
 Pfaff Elna**



**We service all sewing machines & Sharpen Scissors**

**Vanderhoof Department Store  
 Phone 250-567-2311 fax 250-567-3818**

[email\\_janet@deptstore.ca](mailto:email_janet@deptstore.ca)

**Store Hours  
 Mon-Sat. 10-5**



## **MONTHLY GUILD EVENTS**

All group activities are \$5 each per day. **Times are 9 am to 4 pm.**

1. Quilters Day Out: **3<sup>rd</sup> Thursday of the month**  
**NEXT EVENT DATE IS APRIL 21ST**  
 Contact Sheena Stubbs. [rsstubbs@shaw.ca](mailto:rsstubbs@shaw.ca)
2. Projects Half Done **4<sup>th</sup> Thursday, Friday and Saturday of the month**  
**NEXT EVENT DATES ARE MAY 26, 27, 28th**  
 Contact Debbie M. 250-562-9382 or  
[dcmcinnis@telus.net](mailto:dcmcinnis@telus.net)
3. Community Quilts- **1<sup>st</sup> Wednesday of the month**  
**NEXT EVENT DATE IS MAY 4TH**  
 Contact Dawn Quinn 250-964-8928 [mdquinn@telus.net](mailto:mdquinn@telus.net)
4. Embroidery Day Out- **2<sup>nd</sup> Thursday and Friday of the month**  
**NEXT EVENT DATES ARE APRIL 14<sup>TH</sup>, 15<sup>TH</sup>**  
 Contact Amy Ali 250-877-6100, cell 250-643-0303 or  
 email [aali49@telus.net](mailto:aali49@telus.net).
5. Sharing- **2<sup>nd</sup> Saturday of the month**  
**NEXT MEETING IS APRIL 9<sup>TH</sup>**  
 Contact Sheena Stubbs  
[rsstubbs@shaw.ca](mailto:rsstubbs@shaw.ca)
6. Hand Quilting: Anyone wanting to learn hand quilting or hand  
 appliqué contact Joan @ 250 964-8587 or email  
[joanforster@telus.net](mailto:joanforster@telus.net)

**Note:** Guild machines are available for use on a first come, first served basis. Sign up is required. Bring a lunch. There is a refrigerator in the guild room for your use. Bottled water is \$1.00

**Maximum attendance is 16 people at this time. Bring lunch to eliminate coming and going. Covid Safety Plan is in effect. Events will be cancelled if there isn't enough interest, so please ensure you contact the committee lead in advance.**

