Prince George Quilters' Guild Newsletter

Prince George Quilters' Guild, 1491 17th Ave. Prince George, BC
V2L 3Z2 (Connaught Youth Centre)

www.facebook.com/pgquiltersguild
https://www.princegeorgequiltersguild.ca

"To bring ideas and learning experiences to our members, to bring the joy of quilting to the public, and to upgrade the standards of quilting."

Message from the President

Goodbye Summer! We had some hot days!! My fans have been working overtime and thankfully it's cooling off. I've had a busy summer with lots of Grandma time with the 4 littles in my life … and now…. It's back to school time! I am excited to see my Grandchildren start school toting their new backpacks and supplies, full of anticipation and a passion for learning. They come by it honestly, as I too have a passion for learning and exploring new challenges.

Remind your family that Sunday, September 11th is officially Grandparents Day…. Time to celebrate! Hopefully you'll be able to spend some special time together!

September also brings a return to our indoor activities….. like Quilting!!! The Teaching Committee has met and many plans are in the works for some EXCITING and INSPIRING events this year. Please read on for all the IMPORTANT DETAILS. You won't want to miss a thing! We are hoping to increase our membership numbers, so feel free to invite a friend to join or attend as a guest at one of our meetings. The sooner the better so they don't miss our opening events in September and October!

Val Collins

MESSAGE FROM THE EDITOR

Theresa and I are sharing the job of putting together the Monthly Newsletter. I'm looking forward to seeing what she comes up with. See if you can identify who did what!

THE MYSTERY TO SOLVE IN THE AUGUST NEWSLETTER WAS TO UNSCRAMBLE THESE LETTERS

YES FIGGELEN

TO FIND THE WORDS FLYING GEESE

I hid this image behind Trudy's "BOO" Tablerunner on Page 19.

THANK YOU TO THOSE WHO SUBMITTED THEIR ANSWERS. THE LUCKY WINNER WAS TRACY ROMPRE AND SHE HAS RECEIVED A $10.00 GIFT CERTIFICATE FOR KAYDA'S .

ANOTHER MYSTERY TO BE SOLVED THIS MONTH!

UNSCRAMBLE THESE LETTERS:

T H E N M A D F R O G S R A N

WHAT AND WHERE IS IT?

Here's a HINT: IT'S ANOTHER WELL-KNOWN BLOCK

THE DEADLINE for submitting guesses for THIS MONTH'S MYSTERY IS

TUESDAY, SEPTEMBER 27TH at 5 PM.

THIS IS JUST BEFORE THE GENERAL MEETING.

Email your guesses to Theresa smedleytl@gmail.com or Val at pgqgcontact@gmail.com or valeriehcollins@hotmail.com

SEPTEMBER BIRTHDAYS

Happy Birthday to those ladies who were born in September:

Delia Beaton, Susan Bird, Joy Keil, Carol Moore and Connie Hunt.

If I have missed anyone, please let me know!

Linda Uchacz

Yarn and Sew On

#5 - 870 Hwy 16 West,
Burns Lake, B.C. V0J 1E0
Store 250-692-0080 Cell 250-692-0872
info@yarnandsewon.com www.yarnandsewon.com

Store front closed as of March 31, 2022.
Home Based Business
Longarm Quilting Services:
Free Motion or Panto
Embroidered Custom Quilt Labels
Classes in the Fall.
Watch FB page
250-692-0872
info@ yarnandsewon.com

www.yarnandsewon.com

CRAZY PIECED PILLOW WORKSHOP

JULIA MCLEOD

SATURDAY, OCTOBER 8TH, 2022

9 AM – 3 PM.

ZOOM: CHOOSE TO ATTEND EITHER
AT THE GUILD ROOM OR FROM HOME

$50.00

Learn two techniques in this full day class:

- Improvisational crazy piecing to make a pieced panel
- Setting your pieced panel in a circle or heart shaped frame.

Use or combine any kind of fabrics: silk, quilters' cotton, reclaimed textiles from neckties, clothing or furnishing scraps. Both techniques are suited to a variety of fabrics.

REGISTER NOW!!!!!

Email to pgqgontact@gmail.com

State that you wish to register for the Crazy Pieced Pillow Workshop

e-transfer payment to pgqgtreasurer@gmail.com or send
Cheques to PG Quilters' Guild, 1491 17th Ave. Prince George, BC V2L 3Z2

SUPPLY LIST:

- ◊ Scraps from clothing, neckties, saris and more. About 8 neckties is plenty.
- ◊ Quilter's cotton, linen, denim, or any textile suitable for a pillow cover. The size of your pillow form will dictate the amount of fabric needed.
- ◊ Sewing machine, pedal, power cord, bobbin Regular foot, walking foot if you have one
- ◊ Thread in a neutral color or one that suits your color choice
- ◊ Rotary cutter, ruler and cutting mat
- ◊ Scissors for paper and for fabric
- ◊ Freezer paper – a piece 16" square +/- is ideal, or four 8.5"x11" sheets
- ◊ Elmers white 'school' glue (preferred) or a glue stick
- ◊ Iron with plenty of steam

To complete the pillow (after this workshop):

Embroidery floss in a color that matches your fabric scraps
Medium size needle for hand embroidery
Pillow form
Zipper, 4" shorter than the length of your pillow

Questions ? Email juliamcleodquilts@gmail.com

Let's meet Julia

Julia McLeod Biography

Julia McLeod is an award-winning quilt maker living and working in northern California's San Francisco Bay Area. Julia specializes in making quilts from rescued materials, particularly silks. Neckties, saris, kimono and furnishing fabrics all find their way into her quilts. Born and raised in England, Julia worked as a menswear textile designer in the woolen- and worsted mills of Yorkshire and Scotland, and later for a company on Savile Row, in the heart of London's bespoke tailoring industry. Julia moved to New York City in the early 1990's, and America has been her home ever since. Julia enjoys lecturing and teaching on the subject of quilting-making with unusual and reclaimed textiles.



IF YOU ARE INTERESTED IN FINDING OUT MORE ABOUT JULIA, VISIT HER WEBSITE AT https://juliamcleodquilts.com/

OR FOLLOW HER ON FACEBOOK:

https://www.facebook.com/JuliaMcLeodQuilts/

L B Quilt Expressions
Hand guided Machine Quilting
250-562-0565
369 Kelly St. Prince George, B.C.
Batting and Wide Backing Fabrics
hbarna@telus.net
Please call for your appointment

WHAT'S COMING UP?

SEPTEMBER SAMPLER PLATTER

SATURDAY, SEPTEMBER 17TH AND SUNDAY SEPTEMBER 18TH

12-3 AT THE GUILD ROOM OR FROM HOME

HOLIDAY THEMED PROJECTS

CONTACT THE GUILD EMAIL TO RECEIVE THE ZOOM LINK.

Saturday Sept 17, 2022

- Daisy Aschehoug, Starpoint Quilt Blocks
- Kimberley Cartwright, Working Small with Big Impact
- Nina Clotfelter, Ruler Work with Nina Clotfelter
- Kena Dorsey, Quilting with African Fabric for Kwanzaa
- Jane Haworth, Christmas Collage Techniques
- Bonnie Langenfeld, Oh! Christmas Tree!
- Carolina Moore, Sewing in 3D! An Intro to Bag Making
- Ann Shaw, Amish Binding
- Carol Wilhoit, Walking Foot Quilted Valentines

Sunday Sept 18, 2022

- Dana Jones, Dancing Circles Around the Holidays
- David Owen Hastings, Quilt Labels to Love!
- Jane Hauprich, Anyone Can Feather!
- Eleanor Levie, Weave Your Stash!
- Carole Lyles Shaw, AfroModern Holiday Table Runner
- Julia McLeod, Sheer Delight!
- Catherine Redford, Walking Foot Quilting - Take the Scenic Route with Hand Stitching
- David Sirota, "No More Tears © Paper Piecing" Holiday Table Runner
- Margaret Willingham, Beauty and Speed: Machine Reverse Applique

Kathy's Quilt Shop

1229 4th Avenue Prince George, BC.
V2L 3J5
www.kathysquiltshop.com

(250) 960-1021

-We service and sell Bernina Sewing Machines. Come try one for yourself and see how happy they will make your quilting and sewing experience.
- Long arm edge to edge service
- So much fabric, Huge selection of Bali batiks, so many blenders, seasonal fabric, floral, and on an on.
- We will be having lots of little mini "make and take" classes starting in September. Bring nothing but yourself.
- We have regular quilting classes including beginners.
- Our four-day retreats start in September. They are always a lot of fun.
Store hours are Monday to Saturday, 10:00-5:00. We close on statutory holidays.

REMINDERS:

Registration is happening! Did you hear if you register before the end of September your name will be entered in to win a Yazzi project bag (value of approx. $55) So many way to Register find the form online at https://www.princegeorgequiltersguild.ca/forms or come and register at the General meeting September 27th.
MEMBERSHIP LIST WILL BE SENT OUT AT THE END OF SEPTEMBER TO ALL REGISTERED MEMBERS

PLACEMATS NEEDED! This is it is a very much appreciated program that we are providing so keep up the great service I am also collecting 'orphan' blocks that you have left over from previous projects for the place mats and for community quilts. Thanks so much for your dedication to this program.
From Diane Sales: **I have several placemat** backings that could use a quick addition to make them up!

Questions? Contact Linda Kineshanko gordonak@shaw.ca

THIS AND THAT

SAVE THE DATE FOR RETREAT 2023 April 27 - April 30, 2023
Stay tuned for further information about fees and Sign-up.

Quilt Show 2024 - Looking for Assistance in putting together the Quilt Show. Come and join in from the beginning in putting on an amazing show. We need volunteers for planning, venue, advertising, grant writing and more. Contact Theresa at smedleytl@gmail.com our first meeting will be the last week of September in the Guild room

START THINKING ABOUT STUDIO FAIR 2022 November 4,5,6th
Do you want to take part in out Booth? We will need volunteers to sell items. Stay tuned for more information

From Leah Johnson:

This may interest other members. Sewing level is beginner friendly.

I am participating in a free autumn themed sew along hosted by Joanna Figueroa of Fig Tree Co. The quilt is a small lap size made from 1 1/2" strips and a little extra yardage. It creates some cheerful pumpkins in a few different sizes. All block and setting patterns are free. Her patterns use sew and flip techniques. This project is a great scrap buster. I am using up left over oranges and greens from a summer fruit themed project. If anyone is looking for a small lap or table topper for autumn check it out and join in using the address below.

https://blog.figtreeandcompany.com/honeybun-pumpkins-sew-along-week-1/

Shared by Diane Sales: BRICKHOUSE 2022 SCRAP QUILT

https://www.fatquartershop.com/downloadable/download/sample/sample_id/6933/

Make a Grandmother's Fan Quilt with Jenny Doan of Missouri Star!
https://www.youtube.com/watch?v=wHEpFcH4950

EXECUTIVE MEETING

TUESDAY, SEPTEMBER 20TH, 2022

7:00 PM

Monthly Executive meetings are currently being held in person in the Guild Room AND on Zoom. Any member is welcome to attend the meeting as an observer. Come and learn how the Guild operates and makes decisions on your behalf. If you would like to join in as an observer from your home computer, please contact Theresa at smedleytl@gmail.com

GENERAL MEETING

TUESDAY, SEPTEMBER 27TH 7:00 P.M.

DOORS OPEN AT 6:30

General Meetings are also being held in person at the Guild Room AND on Zoom. The agenda and Zoom link will be sent out to all members the day before the meeting. Please consider printing your own agenda and minutes if possible. This saves the Guild money and allows us to put more into Guild activities. General Meeting Minutes are distributed by email to all members with an email address. We are looking forward to seeing more and more members in person!

50/50 DRAWS ARE BACK!

SHOW AND TELL IN PERSON

AND THERESA'S SENSATIONAL SLIDE SHOW

BRIEF BUSINESS MEETING

SOCIALIZE!

BROWSE THE LIBRARY!

A bit of history on the Grandmother's Fan quilt: this pattern first appeared in print in a Ladies Art Company catalog of 1897. Prior to that, fans were common motifs in late nineteenth century crazy quilts. Their popularity likely was due to the fad for decorating in the Japanese style, which was prompted by Americans' exposure to Japanese art at the *1876 Centennial Exposition* in Philadelphia. By the 1930s, fans were standard favorites for quilt patterns.

The 1930s quilts represent my most favorite genre of quilting because of the brilliant thrift the women used to create useful yet beautiful quilts from what they had. I'm also emotionally connected to '30s quilts because I remember sleeping underneath them as a child when visiting my grandparents.

The Great Depression of the 1930s was the longest and most severe economic crisis in American history. It impacted jobs, standards of living, well-being and many areas of American popular culture. It also created a sense of connectedness among those who experienced the period. Passed on orally in many families, the experience of life in hard times has become part of the common heritage of millions of Americans.

The generations who lived through the Depression are now elderly and soon the living voices describing those times will pass. One of the lasting artifacts of the era will be its quilts - quilts made by women who lived by the saying, *"Use it up, wear it out, make it do or do without."* The beauty and functionality they created from recycled fabrics gleaned from feed and flour sacks, old clothes and scraps left over from dressmaking left a legacy of quiltmaking tradition.

These quilts are excellent examples of material culture allowing us a glimpse into the lives of women who may have otherwise been overlooked or invisible, but who made up the better part of the backbone of our country during "hard times". In future posts you'll see many more '30s finished quilt tops to honor a tenacious tendency to provide warmth, beauty and emotional stability in their homes despite economic instability.

PHOTOS FOR SHOW AND TELL

Send in Photos for the monthly newsletter!

For every photo you submit, you get ONE entry into the draw for a $10.00 GIFT CERTIFICATE FOR ONE OF OUR LOCAL QUILT SHOPS.

THIS MONTH THE LUCKY WINNER IS: Faye Jarabek **Congratulations!** I'll contact you about your prize!

THE DEADLINE FOR SUBMITTING PHOTOS FOR THE OCTOBER NEWSLETTER IS WEDNESDAY, OCTOBER 12TH
The next Monthly Newsletter will be sent out on FRIDAY, OCTOBER 14TH

Trudy Hood

Dawn Quinn

Leah Turner

Diane Sales



Willow Basket Quilting Shoppe

3133C Westwood Drive
Prince George, BC, V2N 4K3
250-562-3888
Email: willowbasketquiltingshoppe@gmail.com

Web: willowbasketquiltingshoppe.ca Facebook: Willow Basket Quilting

New Christmas Fabrics arriving
Two New Christmas Quilt Kits

Snowy Tidings $158.55

Snowy Friends $132.49

Now is a great time to start on those Christmas projects.
Follow us on Facebook and Check out our webpage

Barb Marwood



Faye Jarabek



Judy Schinkel

It is
Sew Worth the Trip!

We carry a large selection of Notions

Quilting Patterns,

Yarn and supplies

Over 2,500 bolts of Fabric

We are the Dealer for

Pfaff Elna

We service all sewing machines & Sharpen Scissors

Vanderhoof Department Store

Phone 250-567-2311 fax 250-567-3818

email janet@deptstore.ca

New Store Hours
Tue-Sat 10:00-5:00

Find us on: facebook

MONTHLY GUILD EVENTS

All group activities are $5 each per day. Times are 9 am to 4 pm.

Events will be cancelled if there isn't enough interest, so please ensure you contact the committee lead in advance.

Quilters Day Out: **3rd Thursday of the month**

NEXT EVENT DATE: September 15 Contact Sheena Stubbs rsstubbs@shaw.ca

Projects Half Done/QDO: **4th Thursday, Friday and Saturday of the month**

NEXT EVENT DATES: September 22 –24th Contact Debbie M. 250-562-9382 or dcmcinnis@telus.net

Community Quilts: **1st Wednesday of the month**

NEXT EVENT DATE: October 5th Contact Dawn Quinn 250-964-8928 mdquinn@telus.net

Embroidery Day Out: **2nd Thursday and Friday of the month**

NEXT EVENT DATES: October 13th & 14th Contact Amy Ali 250-877-6100, cell 250-643-0303 or email aali49@telus.net

Sharing: **2nd Saturday of the month**

NEXT EVENT DATE: SEPTEMBER 10TH Contact Sheena Stubbs rsstubbs@shaw.ca

Note: Guild machines are available for use on a first come, first served basis. Sign up is required. Bring a lunch. There is a refrigerator in the guild room for your use. Bottled water is $1.00

For Guild Events, please be aware of the Health Screening Questions.

Health Screening Questions

If you answer yes to any of these questions, please do not enter the guild room or participate in in-person events until your health situation changes. The health of all our members is of utmost importance.

1. *Are you experiencing any of the following symptoms?*

sore throat	muscle or body aches
runny nose	headache
sneezing	abdominal pain
new or worsening cough	diarrhea
chills	vomiting (for more than 24hrs)
fatigue or weakness	feeling very unwell
loss of smell or taste	

2. *Have you tested positive on a PCR or Rapid Test or been presumed to be positive for COVID-19 in the past 5 days?*

3. *Have you been in close contact with someone that has tested positive for COVID-19 in the last 5 days?*